



CHILD PROTECTION TRAINING

*Clarity, Boundaries, and Reporting
in an Online School Environment*

Donna-Maria Abou Khalife

Child Protection Officer



May 2, 2026

WHY THIS MATTERS

Child protection is a shared responsibility across the entire school.
Every interaction. Every class. Every student.



SHARED RESPONSIBILITY

Child protection is a shared responsibility across all staff.



UNIQUE ONLINE CHALLENGES

Many concerns happen outside visible school spaces—beyond the classroom and beyond the platform.



YOUR ROLE IS CRITICAL

You are often the first person who might notice that something is not right.
Your awareness makes the difference.



Our goal today is **clarity**—so you feel confident in knowing **what to handle, and what to report.**

INTERACTIVE 1

When you hear
“child protection”
what is the first thing
that comes to your mind?



ONLINE SCHOOL CHALLENGES

In an online environment, safeguarding concerns are **harder to detect** and may happen beyond our visibility.



LIMITED VISIBILITY

Limited visibility of behavior and environment beyond the screen.



OFF-PLATFORM RISKS

Many interactions happen outside school platforms (social media, group chats, etc.).



SUBTLE SIGNS

Warning signs can be subtle—changes in behavior, engagement, or wellbeing.



INCREASED RISK

Students may be more exposed to inappropriate content, interactions, or boundary violations.



That's why your awareness and proactive approach are **more important than ever.**



INTERACTIVE 2

Do you think it is **easier** or **harder** to notice safeguarding concerns in an **online classroom** compared to a **physical one**?

ONLINE
CLASSROOM



OR



OR

PHYSICAL
CLASSROOM



EASIER
Why?



HARDER
Why?



Share your thoughts in a few words!



SAFETY GUIDELINES

Clear practices create a safe and respectful
online learning environment.



1. COMMUNICATION BOUNDARIES

All communication with students must remain within approved school platforms.

- ✓ Use only official school platforms (LMS, Zoom, school email)
- ✓ No communication on personal apps or social media
- ✓ No personal Zoom meetings outside official classes
- ✓ Maintain professional communication at all times



2. PROFESSIONAL PRESENCE

Your presence in the classroom sets the tone and builds safety.

- ✓ Keep your camera ON
- ✓ Be attentive and actively engaged
- ✓ Interact regularly with students
- ✓ Maintain visible classroom presence



3. CLASSROOM ENVIRONMENT

A safe classroom is not passive. It is something you actively manage.

- ✓ Encourage participation and inclusion
- ✓ Monitor student interactions carefully
- ✓ Address inappropriate behavior early
- ✓ Do not ignore small issues—they can escalate



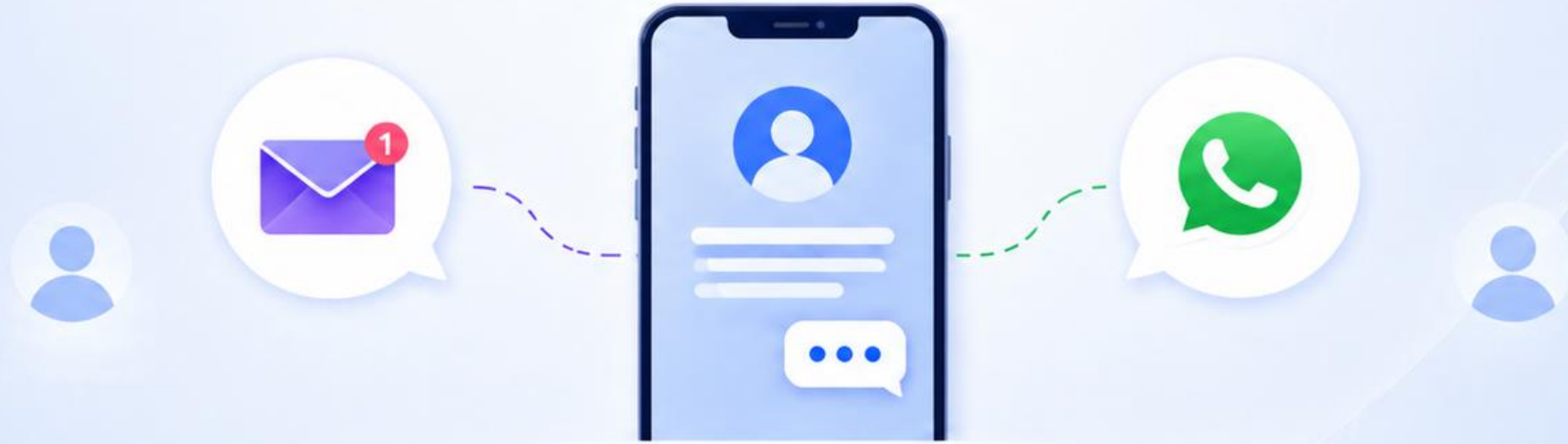
Clear boundaries protect students—and protect you as a teacher.

Let's work together to keep our online community safe, respectful, and supportive.



INTERACTIVE 3

Has anyone ever been contacted
by a student **outside**
the **official platform**?



And **what did you do** in that situation?



Share your experience and learn from each other.



SCOPE OF OUR WORK

Understanding what is a safeguarding concern—and what is not.



THIS IS A SAFEGUARDING CONCERN

Report to the CP Team



Inappropriate communication between students



Students added to external/off-platform group chats



Harassment, bullying, or exclusion
(especially repeated or severe)



Boundary violations
(student–student or external individuals)



Signs of emotional distress, fear,
or unusual withdrawal



Any situation that feels unsafe,
serious, or concerning



THIS IS NOT A SAFEGUARDING CONCERN

Handle at your level



Student not participating



Camera off



Late submissions



Academic struggles



Minor classroom behavior issues

These are classroom management matters,
not child protection cases.



When in doubt, use the decision framework on the next slide.
Your observations matter. Your reports protect.

DECISION FRAMEWORK

Use these three questions to decide your next step.

1



Is this a safeguarding concern?

Does it involve safety, well-being, boundaries, or inappropriate behavior?

2



Is it something I can handle at my level?

Is this within classroom management—or does it require CP support?

3



When in doubt, report.

If you are unsure, it is always better to report.



HANDLE

If it's not a safeguarding concern and can be managed at your level—handle it.



REPORT

If it's a safeguarding concern or beyond your level—report it to the CP Team.



You don't need all the answers—
you just need to make the right call.



We are all responsible.
We are all here to protect.

INTERACTIVE 4

Let's try a quick situation:



A student is consistently **not participating**,



keeps their **camera off**,



and **submits work late**.

Would you consider this a safeguarding concern?



Take a moment to think and share your thoughts.
(Pause, take responses.)



THIS IS NOT
a safeguarding case.




THIS IS
classroom management.

CAN YOU HANDLE THIS ALONE?

Think about each situation and decide.




A student being **harassed** by peers—can you handle this alone?

 **No.**
This needs to be reported.



A student involved in **inappropriate group chats**—can you handle this alone?

 **No.**
This needs to be reported.



A **boundary violation**—can you handle this alone?

 **No.**
This needs to be reported.



These are situations that need to be reported.

You don't have to handle these alone—our **CP Team** is here to support you.



REPORTING: HOW TO DO IT

Clear and timely reporting helps protect students and supports our response.

1



OBSERVE AND DOCUMENT

Document exactly what you observed (facts only). Include dates, times, platforms, and specific details.

2



DO NOT INVESTIGATE

Do **NOT** investigate. Your role is to observe and report facts—not assumptions.

3



REPORT TO THE CP TEAM

Report to the CP Team as soon as possible using official channels.

4



INCLUDE ALL RELEVANT DETAILS

Include all relevant details and any available evidence. Stick to the facts.

5



COOPERATE CONFIDENTIALLY

Cooperate with the CP Team if follow-up is needed. Maintain full confidentiality.

6



FOLLOW UP APPROPRIATELY

Once reported, trust the process. Further action will be handled by the CP Team.



IMPORTANT REMINDER:

Do **NOT** inform the student, parents, or other staff that a report has been made. This can compromise student safety and the integrity of the process.



Your report could be the first step in protecting a child.

When in doubt, report—we are here to support you.



Together, we create a safe online learning community

OUR COMMITMENT TO CHILD SAFETY

Every action we take, every boundary we set, and every report we make contributes to a safer environment for our students.



STUDENTS FIRST

Student safety, well-being, and dignity always come first.



WE ALL PLAY A ROLE

Every staff member shares responsibility in protecting students.



PROTECTING TODAY, EMPOWERING TOMORROW

A safe environment helps students grow academically, socially, and emotionally.



CULTURE OF CARE AND RESPECT

We promote kindness, inclusion, and respect in every interaction.



TRANSPARENCY BUILDS TRUST

Clear communication and consistent actions build trust.



Together, we create a safe, supportive, and empowering environment *where every student can learn, grow, and feel safe.*



Thank you for being part of this commitment to protecting our students.



WHAT HAPPENS AFTER YOU REPORT?

Your report matters. Here's what you can expect.



We take every report seriously.

Together, we can ensure a **safe and supportive learning environment for all.**



WE ACT

We take appropriate action.



WE CARE

We support and protect every student.



WE RESPECT

We respect privacy and handle every report with care.



WE COMMIT

We are committed to continuous improvement and student well-being.

REPORTING REMINDERS

Your awareness and timely reporting can make a real difference in a student's life.

1



REPORT EARLY

If something doesn't feel right, report it. Early reporting helps us act early.

2



STICK TO FACTS

Share only what you have seen, heard, or been told. Avoid assumptions and opinions.

3



KEEP IT CONFIDENTIAL

Do not discuss the report with the student, parents, or others. This protects the student and the investigation.

4



REPORT THROUGH OFFICIAL CHANNELS

Submit your report through the official CP reporting channel. This ensures it reaches the right team securely.

5



WE ARE HERE TO SUPPORT YOU

You are not alone. Our CP Team is here to guide and support you every step of the way.



IMPORTANT REMINDER:

Do not inform the student or anyone else (including other teachers or parents) that a report has been made. **This could compromise the safety of the student and the integrity of the process.**



Your report could be the first step in protecting a child.

When in doubt, report. We are here to support you.



Together, we create a safe online learning community.

KEY TAKEAWAYS

Together, we can create a safe, respectful, and supportive environment where every student can learn, grow, and thrive.



STUDENT SAFETY COMES FIRST

The well-being and dignity of our students is our top priority in everything we do.



WE ALL HAVE A ROLE

Every staff member plays a role in preventing harm and protecting students.



NOTICE, RESPOND, REPORT

Be aware, respond appropriately, and report concerns promptly using official channels.



CONFIDENTIALITY IS ESSENTIAL

Keep information confidential and share only with the CP Team through official channels.



TOGETHER, WE PROTECT

Our collective commitment creates a safe and caring community for every child.



CLOSING REFLECTION

What is **one action** you will take starting today to help create a safer environment for our students?

Take a moment to reflect and share with a partner or the group.



THANK YOU FOR YOUR COMMITMENT TO PROTECTING OUR STUDENTS.



When in doubt, report. We are here to support you.